


## MTPlants Okta Migration - Sign-in Overview

*This information is specific to the experience an “existing” customer will have following having been migrated from ePass to Okta. A NEW MTPlants user, will create their own Okta account, answering similar questions, though, the Welcome email captured below will only apply to a user who had been migrated from ePass (users that existed in the system prior to 5/13/22).*

On 5/13/22, ePass users were migrated into the new Okta system, and will have received an email similar to the one below.

From: Okta <[noreply@okta.com](mailto:noreply@okta.com)>  
Sent: Friday, May 13, 2022 9:17 AM  
To: [REDACTED]@outlook.com <[REDACTED]@outlook.com>  
Subject: Welcome to Okta!

MONTANA.GOV [\[montana.gov\]](https://montana.gov)



# Welcome!

Hi Kay,

Your organization is using Okta to manage their web applications. This means you can conveniently access all the applications you normally use, through a single, secure home page. Watch this [short video \[okta.com\]](#) to learn more.

**Activate Okta Account [okta.loginmt.com]**  
(this link expires in 7 days)

Your Username: [REDACTED]@outlook.com  
Sign-in Page: <https://login.mt.gov>

Need help?

[We're here, ready to help. \[okta.loginmt.com\]](#)

This is an automatically generated message from [Okta \[okta.com\]](#). Replies are not monitored or answered.

Once the user clicks on the button in the email “Activate Okta Account (okta.loginmt.com)”, it will open a web page, presenting the following:

Welcome to mtgov, Kay!  
Create your mtgov account



Enter new password

Password requirements:

- At least 8 characters
- A lowercase letter
- An uppercase letter
- A number
- No parts of your username
- Your password cannot be any of your last 4 passwords

Repeat new password



Choose a forgot password question

Answer



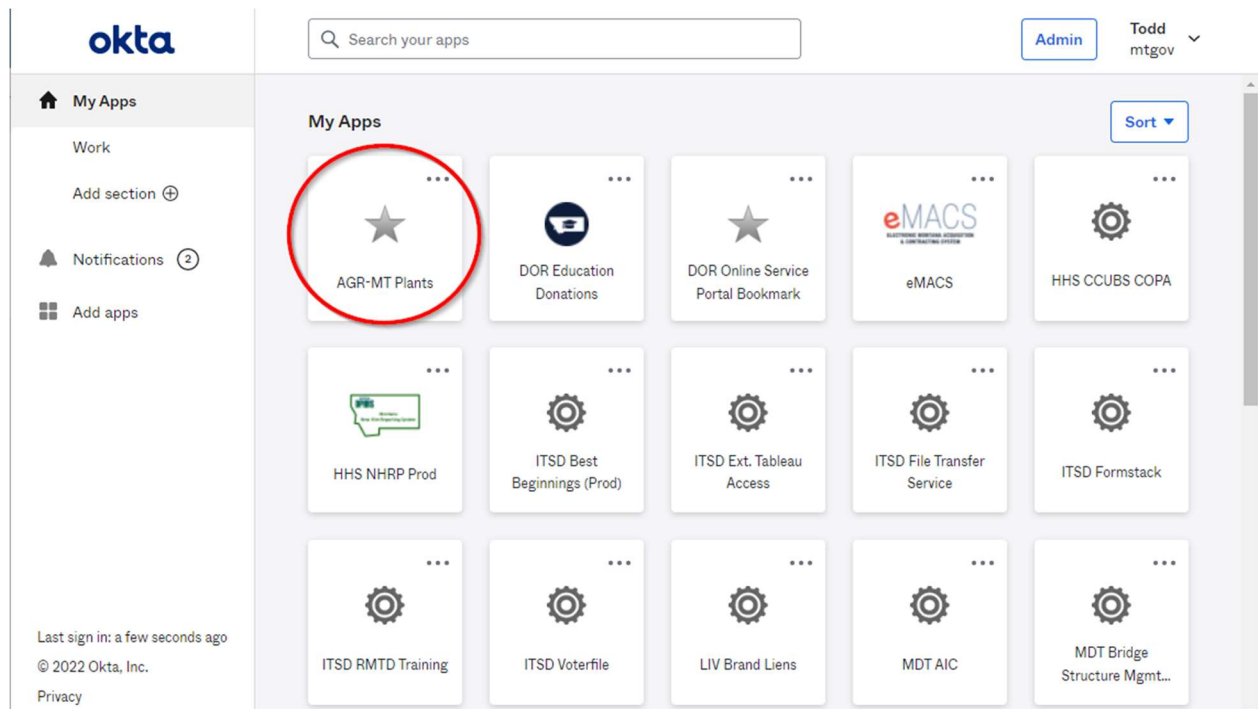
Click a picture to choose a security image

Your security image gives you additional assurance that you are logging into Okta, and not a fraudulent website.

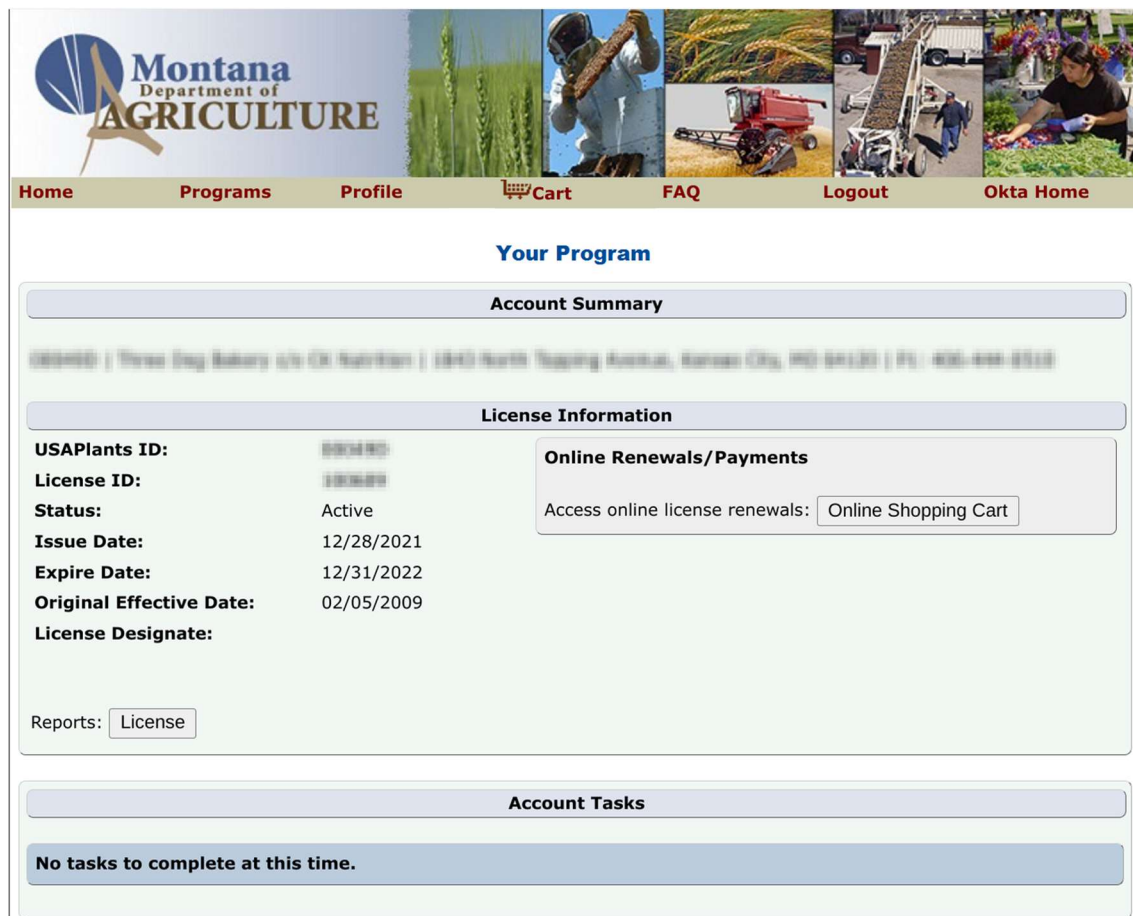


Create My Account

Once the customer has entered their information and clicks on “Create My Account”, it will present the Okta page, showing applications available to Okta users (similar to ePass, but will present the applications as tiles, instead of links).

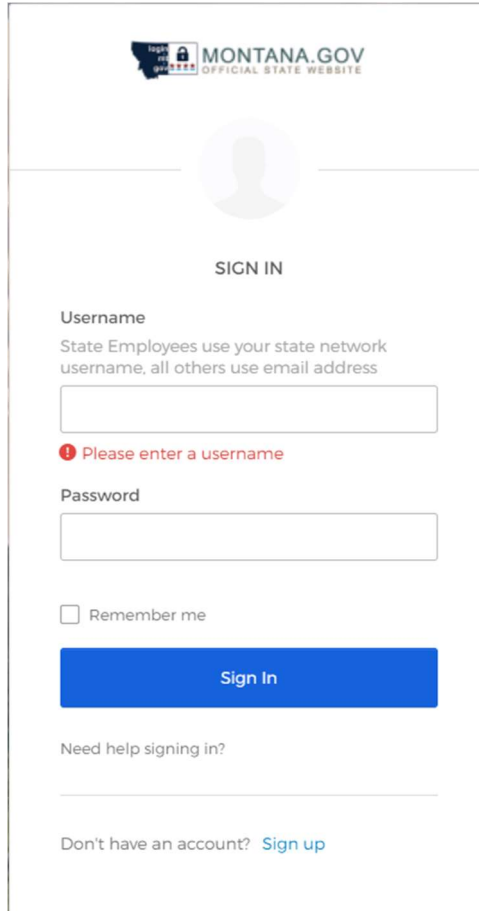


The customer will then click on the “AGR-MT Plants” application tile, which will bring them here:



Once a user has an established Okta account, similar to ePass, they can access MTPlants in two ways....

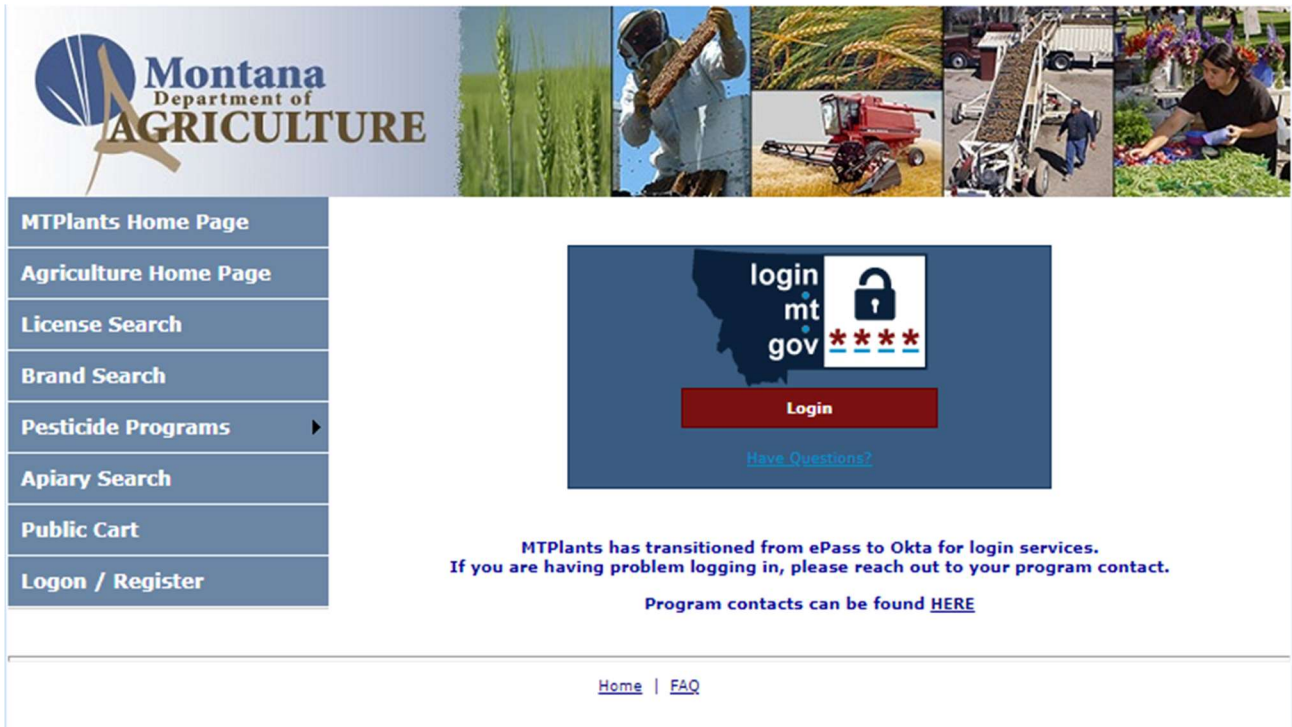
- 1.) Log into Okta first using: <https://mtgov.okta.com> then select the MTPlants application tile



The screenshot shows the Montana Government login page. At the top is the Montana logo and "MONTANA.GOV OFFICIAL STATE WEBSITE". Below is a "SIGN IN" section with a "Username" field (with a note: "State Employees use your state network username, all others use email address") and a "Password" field. A red error message "Please enter a username" is visible below the username field. There is a "Remember me" checkbox and a blue "Sign In" button. At the bottom, there is a link for "Need help signing in?" and a link for "Don't have an account? Sign up".

OR

- 2.) Go directly to [mtplants.mt.gov](https://mtplants.mt.gov).



The screenshot shows the Montana Department of Agriculture MTPlants Home Page. The header features the Montana Department of Agriculture logo and a collage of agricultural images. A left sidebar contains navigation links: "MTPlants Home Page", "Agriculture Home Page", "License Search", "Brand Search", "Pesticide Programs", "Apiary Search", "Public Cart", and "Logon / Register". The main content area features a "login mt gov" button with a padlock icon and a "Login" button. Below this is a link for "Have Questions?". A notice states: "MTPlants has transitioned from ePass to Okta for login services. If you are having problem logging in, please reach out to your program contact. Program contacts can be found [HERE](#)". The footer contains links for "Home" and "FAQ".